



**INSTALLATION INSTRUCTIONS  
KIT, DEALER TOOLS, S-SERIES V2-SH-57**

- Be certain that these supplemental instructions are read and understood completely before installation is attempted. You should also refer to the Service/Owner Manual for additional installation instructions and safety precautions.
- Check contents of this kit and notify Ricon immediately of any missing parts. Claims for damages that have occurred during shipping must be made to the shipper.

<b>TABLE OF CONTENTS</b>	<b>PAGE</b>
I. INTRODUCTION .....	1
II. TOOLS DESCRIPTION .....	2

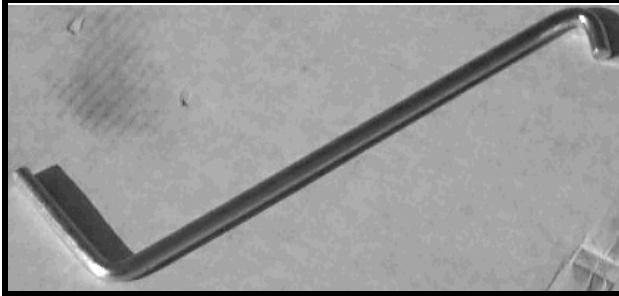
**I. INTRODUCTION**

The following kit contains the description of all the tools required to service a S-Series lift.

## II. TOOLS DESCRIPTION

P/N: V2-AC-65

Description: Spring Insertion Expander  
Used W/ Serial Numbers: 32000+




P/N:V2-AC-68

Description: Drift Pin  
Used W/ Serial Numbers: Below 32000



P/N: V2-AC-66

Description: Spring Insertion Support Lever  
Used W/ Serial Numbers: Below 32000




P/N:V2-AC-69

Description: Piston Insertion Guide  
Used W/ Serial Numbers: All  
(Reference Instructions: 32ii14e)

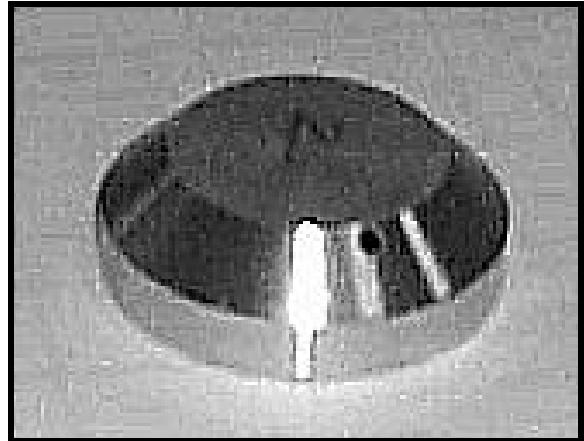


P/N: V2-AC-67 P/N:  
Description: Expandable Spanner


Used W/ Serial Numbers: All



V2-AC-88  
Description: S-series Pin  
Lubrication  
Used W/ Serial Numbers: Below  
32000



P/N: 14-32-615  
Description: Set Screw Description:



P/N:V2-IN-020  
Pin-Guide Extension  
Used W/ Serial Numbers: 32000+  
(Reference Instructions: 32ii232e)



P/N: V2-AC-170

Description: Spanner Wrench

Used W/ Serial Numbers: 32000+

(Reference Instructions: 32ii14e)



P/N: V2-AC-065

Description: Kick-Out Spring  
Installation

Used W/ Serial Numbers:  
32000+

